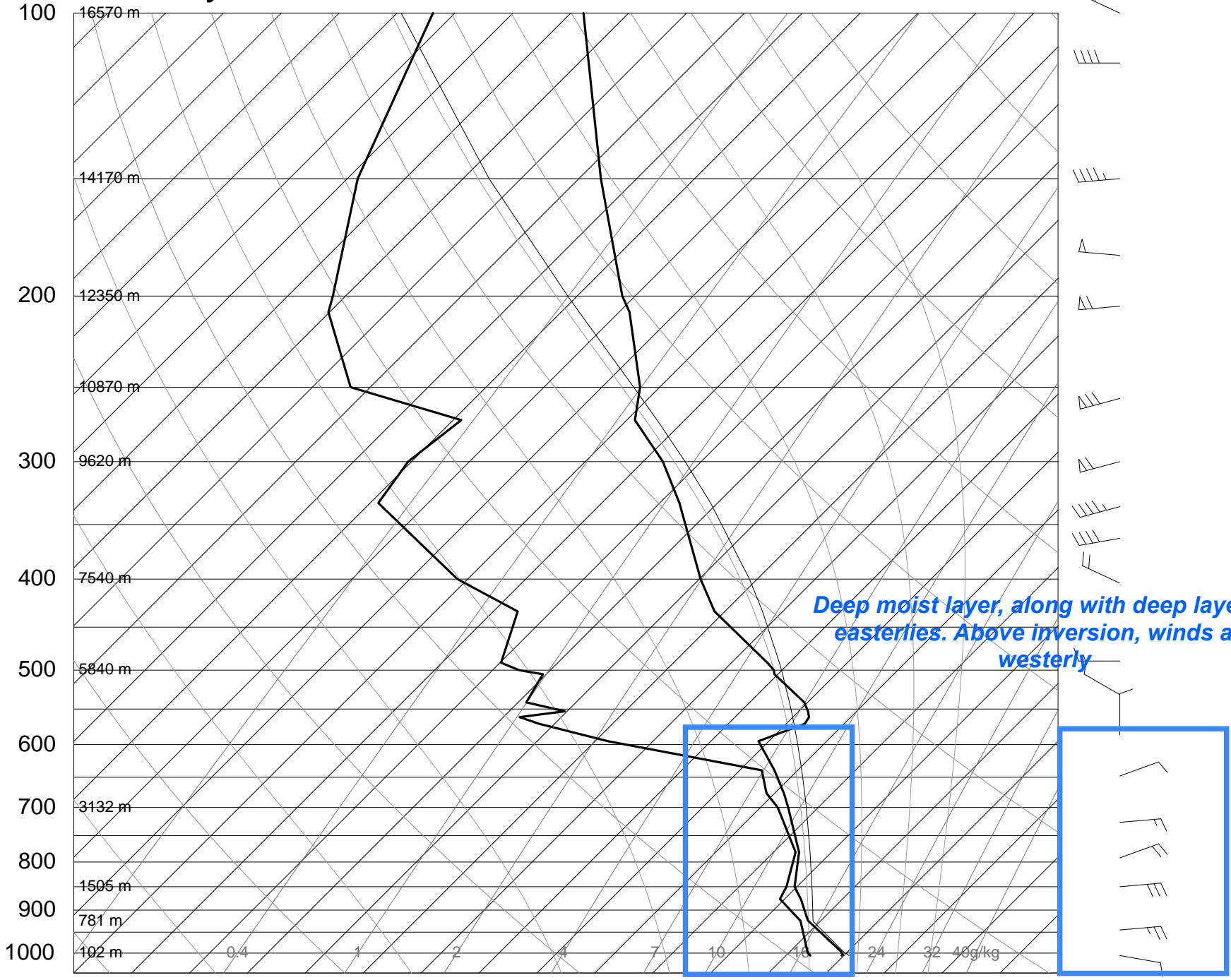


# 78954 TBPB Grantley Adams



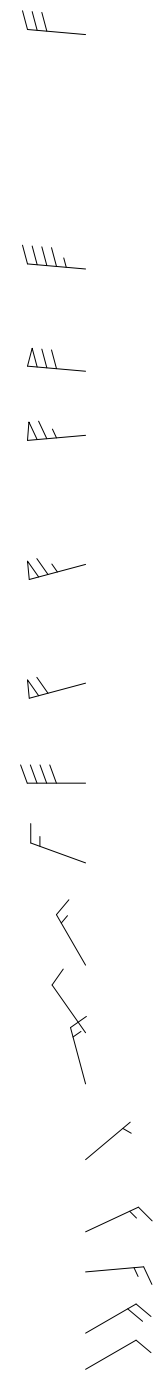
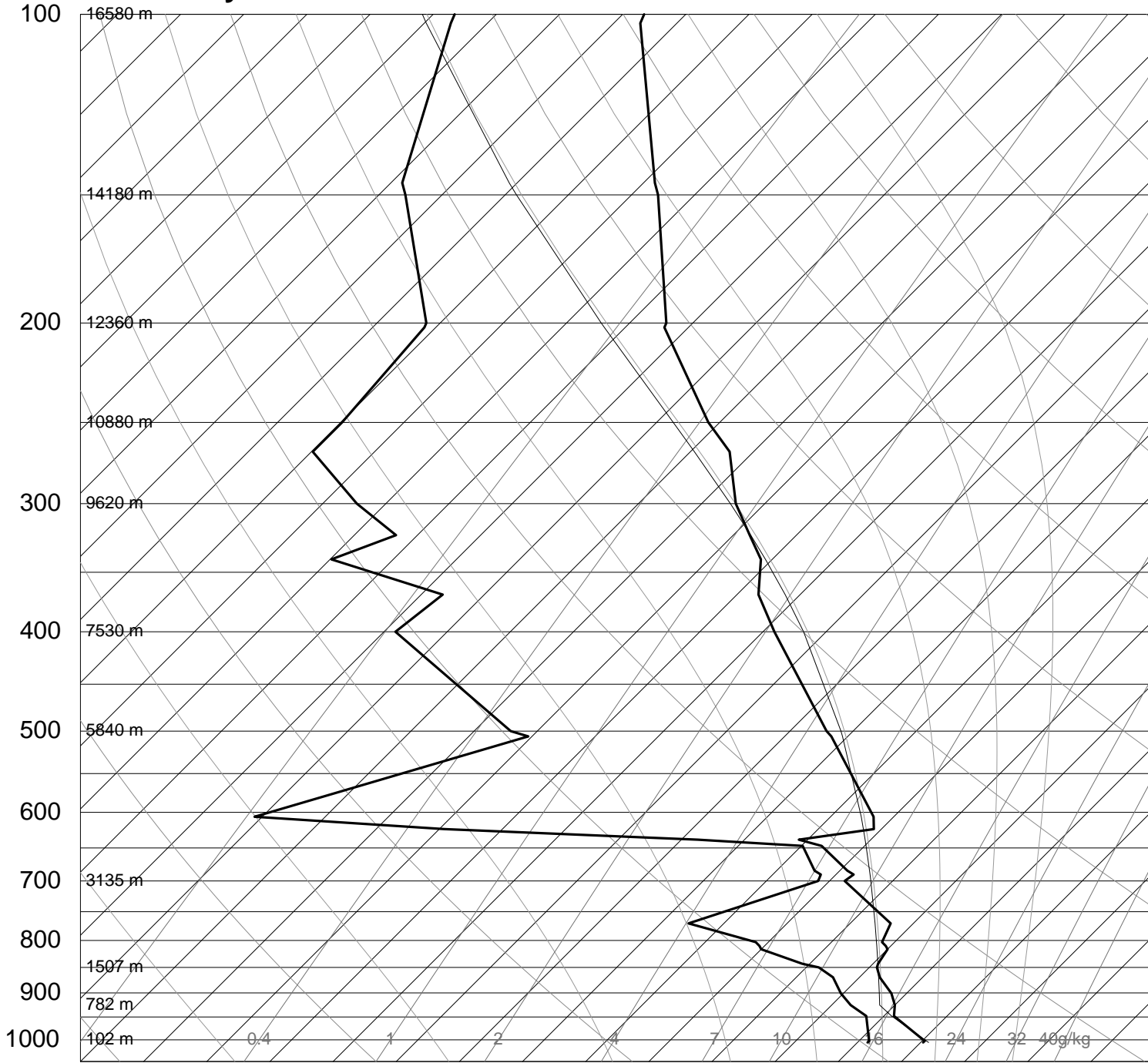
SLAT	13.07
SLON	-59.50
SELV	57.00
SHOW	2.30
LIFT	-0.67
LFTV	-1.40
SWET	238.1
KINX	33.70
CTOT	19.80
VTOT	20.50
TOTL	40.30
CAPE	748.2
CAPV	873.5
CINS	-0.95
CINV	-0.36
EQLV	254.5
EQTV	254.0
LFCT	934.4
LFCV	938.7
BRCH	55.40
BRCV	64.67
LCLT	293.2
LCLP	944.9
MLTH	298.0
MLMR	16.00
THCK	5738.
PWAT	47.92

*Deep moist layer, along with deep layer of easterlies. Above inversion, winds are westerly*

00Z 30 Jan 2018

University of Wyoming

# 78954 TBPB Grantley Adams



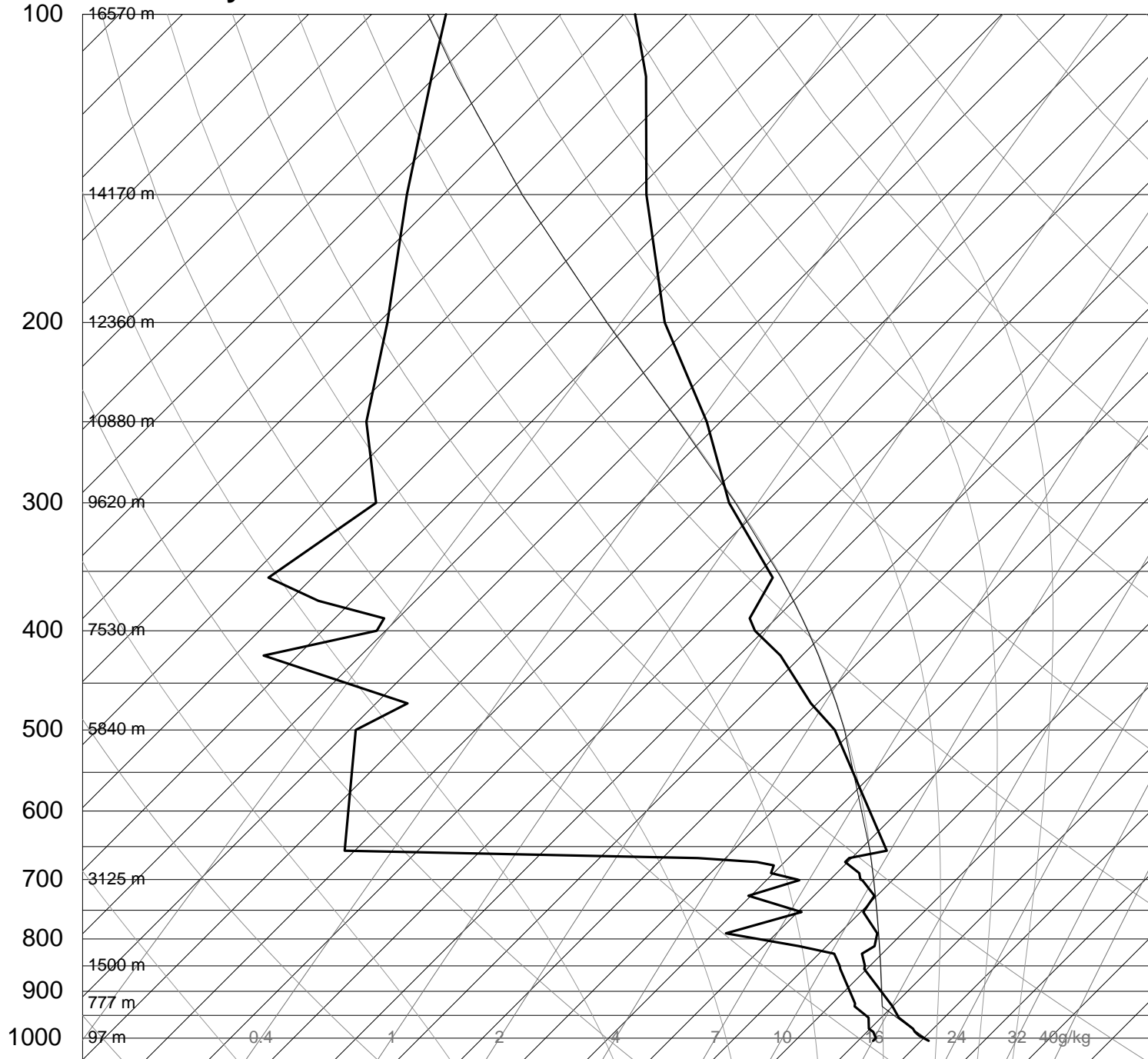
SLAT	13.07
SLON	-59.50
SELV	57.00
SHOW	3.40
LIFT	-1.16
LFTV	-1.87
SWET	180.9
KINX	31.60
CTOT	18.10
VTOT	22.70
TOTL	40.80
CAPE	321.7
CAPV	471.8
CINS	-19.4
CINV	-10.4
EQLV	318.0
EQTV	312.0
LFCT	859.4
LFCV	883.4
BRCH	23.73
BRCV	34.80
LCLT	292.1
LCLP	929.9
MLTH	298.2
MLMR	15.11
THCK	5738.
PWAT	35.49

*Similar!*

12Z 30 Jan 2018

University of Wyoming

# 78954 TBPB Grantley Adams



SLAT 13.07  
SLON -59.50  
SELV 57.00  
SHOW 3.07  
LIFT -0.78  
LFTV -1.57  
SWET 187.2  
KINX 28.70  
CTOT 19.10  
VTOT 21.10  
TOTL 40.20  
CAPE 376.3  
CAPV 560.1  
CINS -6.91  
CINV -3.03  
EQLV 289.3  
EQTV 287.9  
LFCT 901.4  
LFCV 914.3  
BRCH 21.36  
BRCV 31.79  
LCLT 292.3  
LCLP 932.2  
MLTH 298.3  
MLMR 15.30  
THCK 5743.  
PWAT 35.03

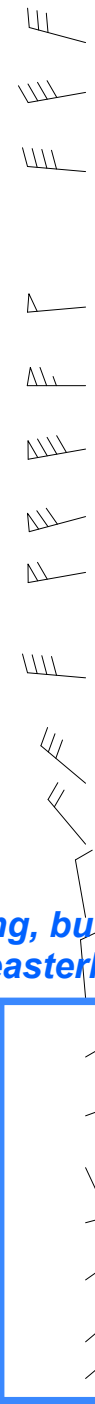
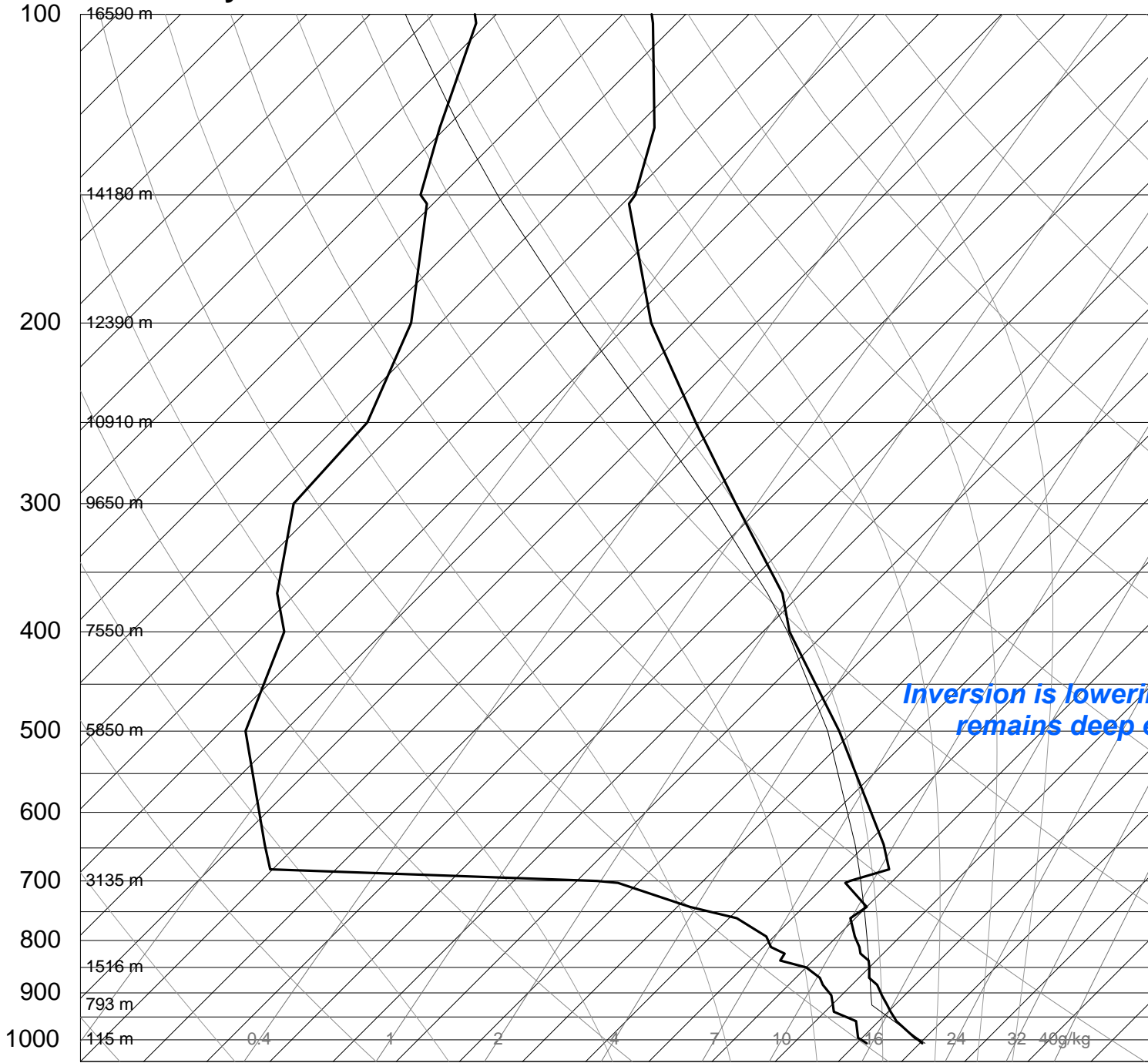


*What's this?*  
*Local reversed flow?*

00Z 31 Jan 2018

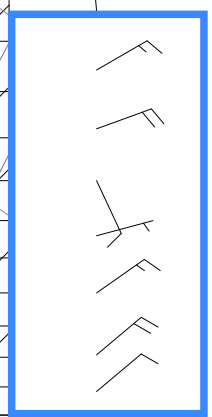
University of Wyoming

# 78954 TBPB Grantley Adams



SLAT	13.07
SLON	-59.50
SELV	57.00
SHOW	5.61
LIFT	0.89
LFTV	0.16
SWET	158.0
KINX	11.10
CTOT	16.10
VTOT	21.10
TOTL	37.20
CAPE	35.69
CAPV	107.0
CINS	-18.8
CINV	-8.78
EQLV	695.1
EQTV	394.0
LFCT	871.5
LFCV	883.7
BRCH	4.51
BRCV	13.52
LCLT	291.2
LCLP	924.2
MLTH	297.9
MLMR	14.38
THCK	5735.
PWAT	28.74

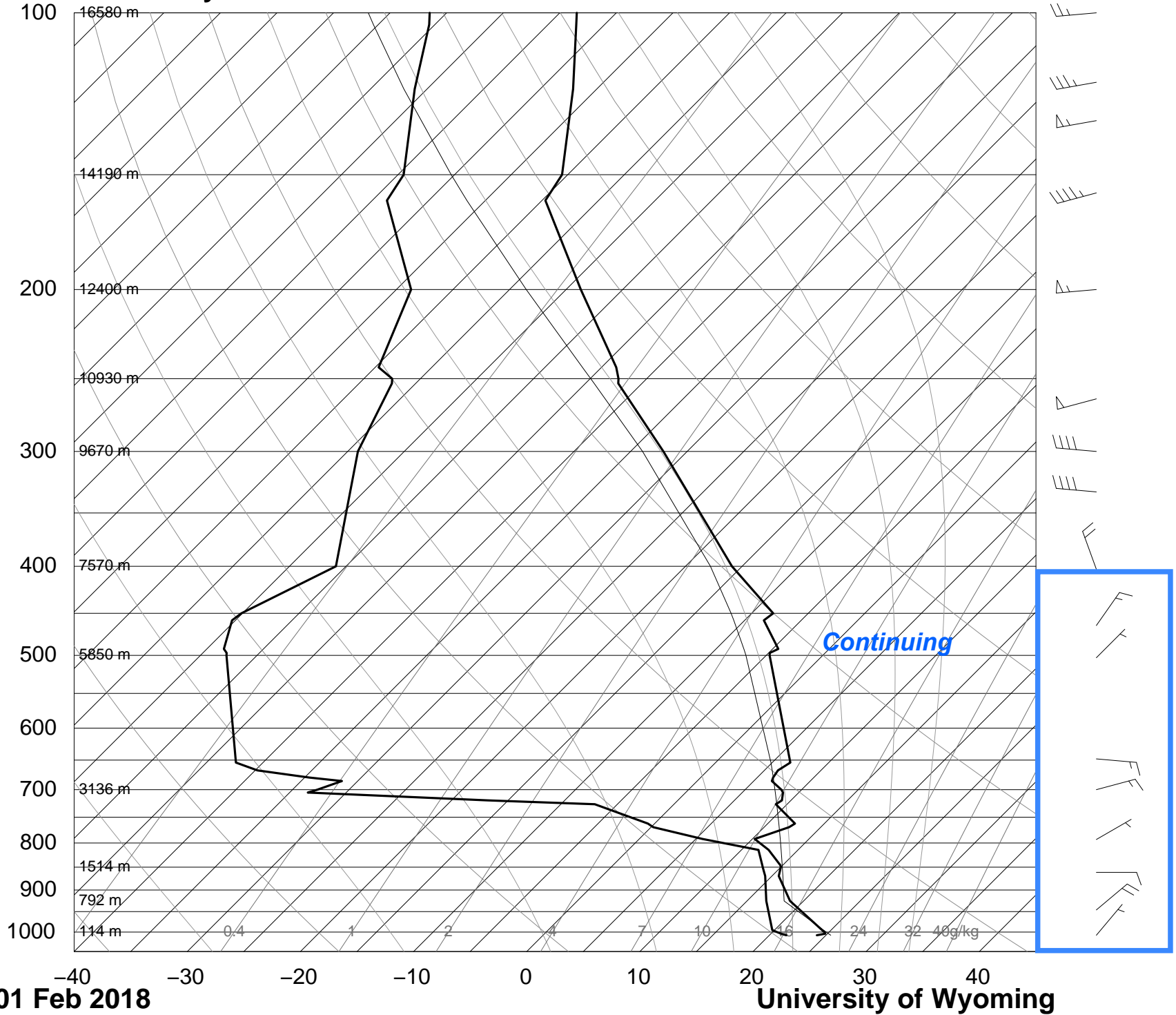
*Inversion is lowering, but winds remains deep easterlies*



12Z 31 Jan 2018

University of Wyoming

# 78954 TBPB Grantley Adams

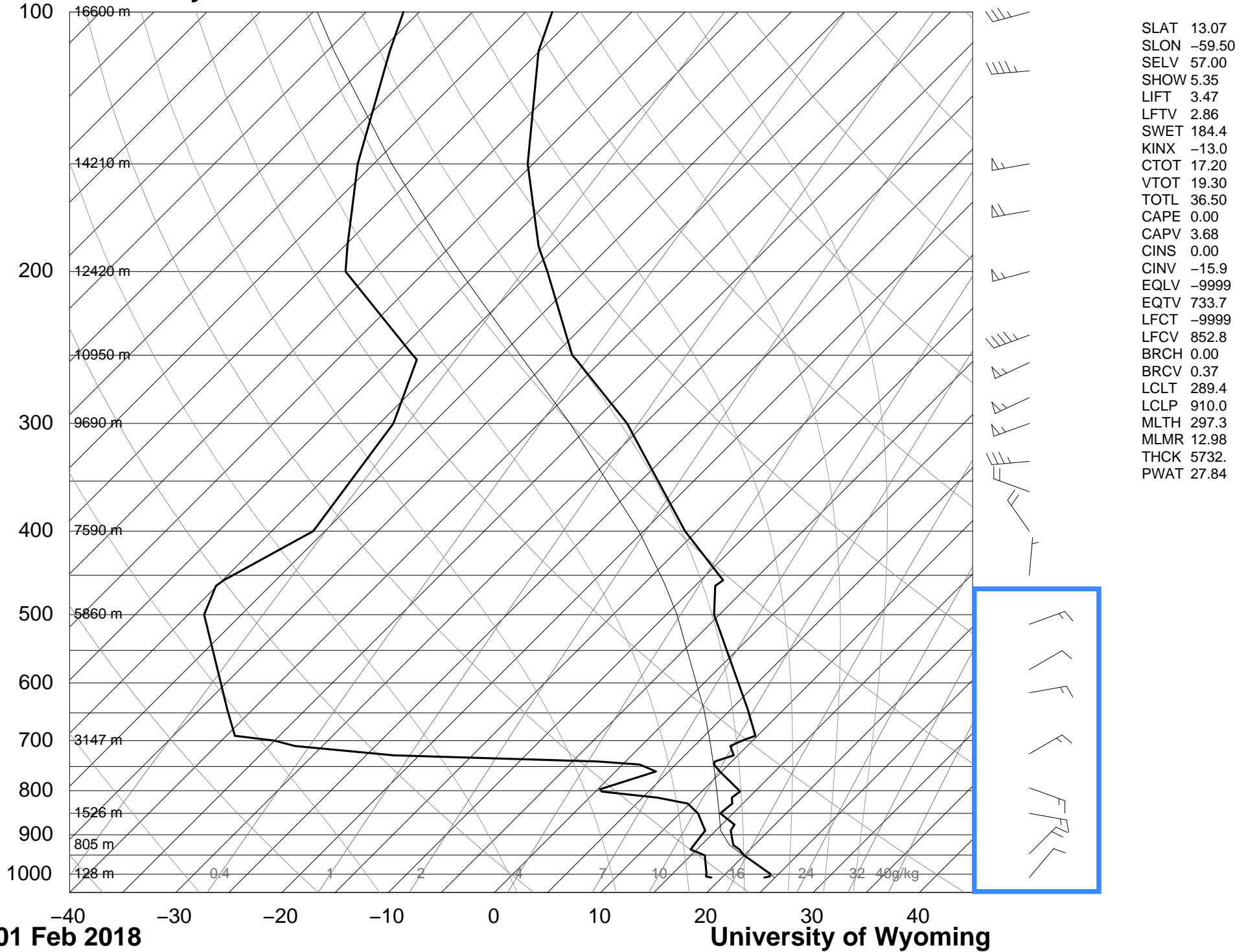


- SLAT 13.07
- SLON -59.50
- SELV 57.00
- SHOW 3.89
- LIFT 2.08
- LFTV 1.34
- SWET 190.8
- KINX -7.90
- CTOT 18.10
- VTOT 19.70
- TOTL 37.80
- CAPE 29.84
- CAPV 83.88
- CINS -6.49
- CINV -3.05
- EQLV 678.7
- EQTV 657.3
- LFCT 891.8
- LFCV 907.0
- BRCH 4.56
- BRCV 12.83
- LCLT 291.5
- LCLP 926.7
- MLTH 297.9
- MLMR 14.56
- THCK 5736.
- PWAT 31.54

00Z 01 Feb 2018

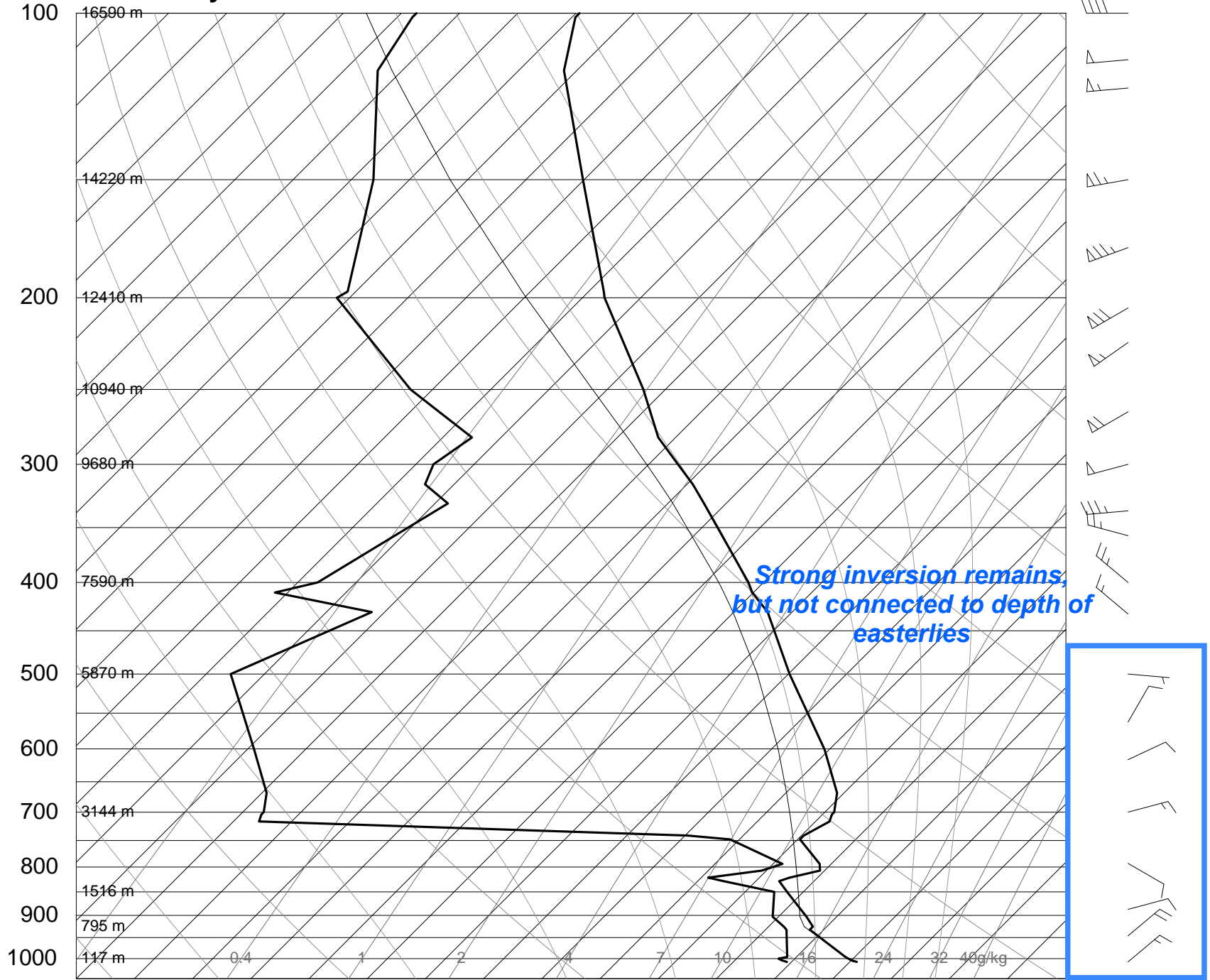
University of Wyoming

# 78954 TBPB Grantley Adams



12Z 01 Feb 2018

# 78954 TBPB Grantley Adams



SLAT	13.07
SLON	-59.50
SELV	57.00
SHOW	5.31
LIFT	2.74
LFTV	2.06
SWET	177.0
KINX	-18.0
CTOT	17.40
VTOT	18.50
TOTL	35.90
CAPE	17.37
CAPV	28.04
CINS	-8.61
CINV	-4.35
EQLV	817.6
EQTV	814.4
LFCT	883.2
LFCV	894.7
BRCH	2.01
BRCV	3.25
LCLT	290.6
LCLP	918.5
MLTH	297.7
MLMR	13.88
THCK	575.3
PWAT	31.16

00Z 02 Feb 2018

University of Wyoming